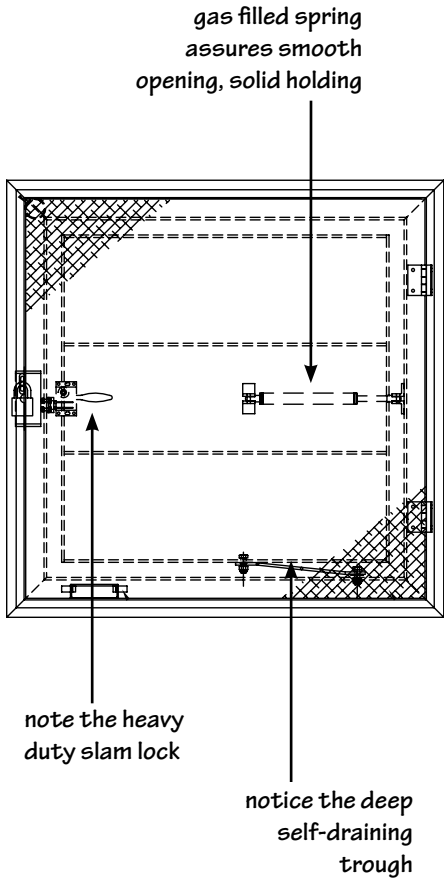




msu type M access hatches



Superior Aluminum Access Hatches; Canadian Designed And Built.

Check These End User Benefits:

- Drip Proof, gasketed drain channel.
- Drain pipe elbow supplied, ready for drain pipe installation.
- Butt & continuous hinges.
- Gas springs for smooth and easy operation.
- Flush design eliminates tripping hazards.
- Slam lock and removable handle.
- Tamper proof hardware.
- All Stainless Steel type 316 hardware.
- Simple to cast in place.
- Welding to CSA W47.2 certification.
- Strong, withstands live load of 14KN per square meter and also available in occasional traffic loads for heavy duty applications.





Secure access to:
 Wells, Leachate,
 Manholes,
 Chambers,
 Reservoirs, Tanks,
 and Pumping
 Stations

Available in:
 Single door
 Double door
 Parallel door
 Triple door
 and Multi Door
 configurations to suit
 virtually any size

Standards

Conform to CAN3-S157-M83
 Strength design in aluminum.
 Conform to CSA W59.2 M191
 Welded Aluminum Construction and
 CSA W47.2M1987 certification
 of companies fusion welding of
 aluminum.

Materials

Aluminum extruded shapes to CSA
 HA.5-M1980 alloy 6061-T6.
 Aluminum tread plate to CSA
 HA.5-M1980 alloy 6061-T6.
 Fasteners, gas spring and hold
 open arm in 316 stainless steel.

Certified Welding

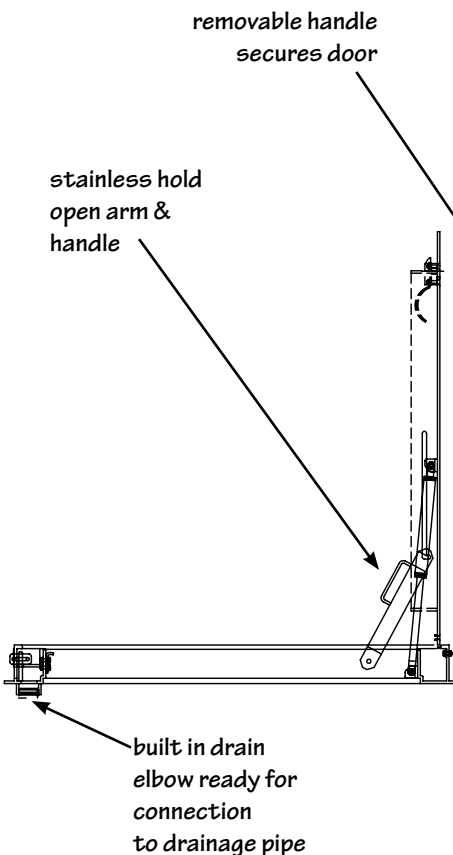
MSU is certified by the Canadian
 Welding Bureau to CSA standard
 W47.2M - aluminum
 fabrication; which specifies the
 minimum requirements which a
 company must meet and adhere to in
 order to obtain and maintain
 certification.

Information available on
 request; price list, shop
 drawings, specification details,
 material specifications and
 installation instructions.



2222 South Sheridan Way
 Building 3, Unit 300
 Mississauga, Ontario L5J 2M4
 Voice: 905-823-4340
 Fax: 905-823-4947
 Toll Free: 1-800-268-5336

Check us out on the web at
www.msmississauga.com
 or email us at
sales@msmississauga.com



msu type M access hatches