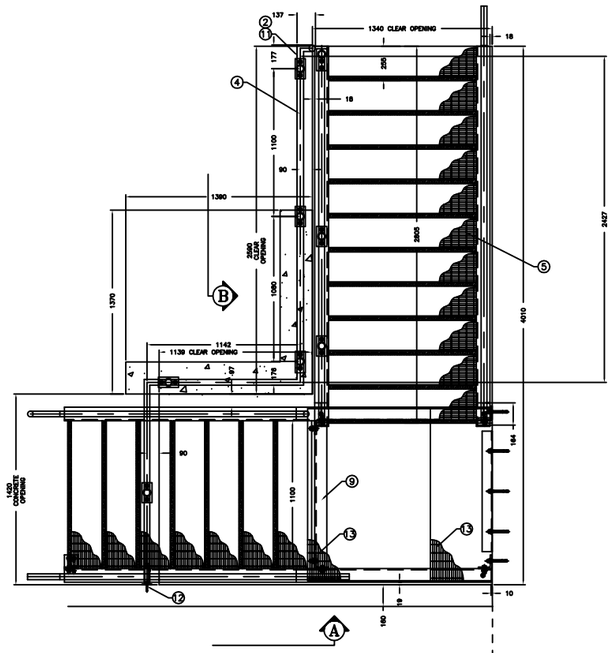

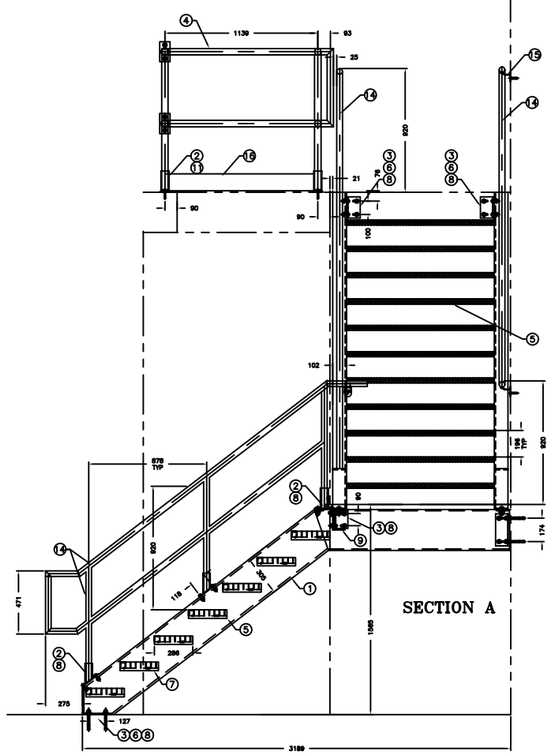

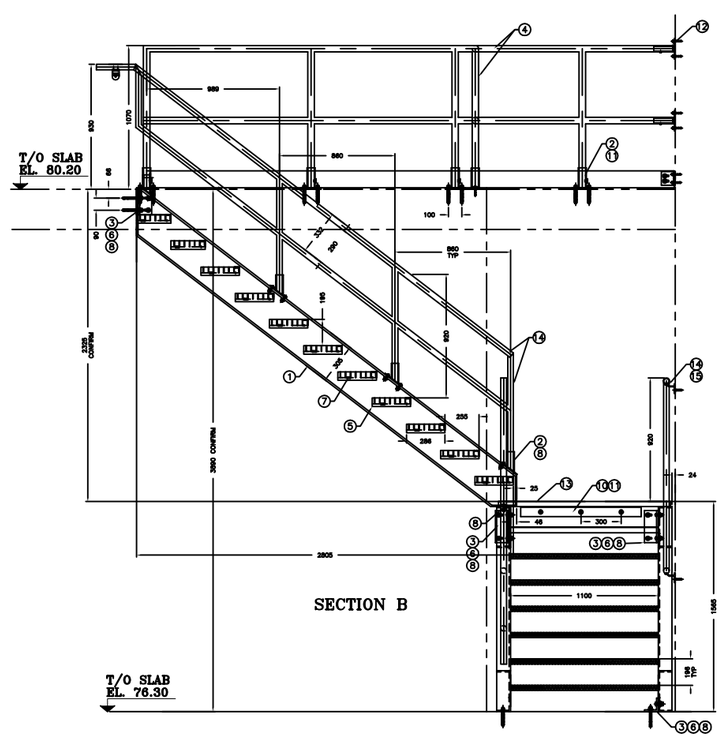

REGISTERED PROFESSIONAL ENGINEER
M.H. MA
APR.12, 2012
PROVINCE OF ONTARIO

REVIEWED
VIRTUAL#25428

VIRTUAL engineers
Consulting Engineers
www.vecollective.com
15 WERTHEIM CRT, # 402
RICHMOND HILL, ONTARIO
L4B 3H7
TEL:(905) 707-0704
1-(866) 337-9333
FAX: (905) 707-1604

1) ALL ALUMINUM SURFACES IN CONTACT WITH CONCRETE SHALL RECIEVE 2 COATS OF BITUMINOUS PAINT.
2) WELDING SHALL CONFORM TO CSA W47.2–R2008 CSA W59.2–R2008
3) WELDED SUFACES REMAIN AS WELDED.
4) **SURFACE FINISH FOR HANDRAIL IS CLEAR SATIN ANODIZED.**
5) **REINFORCED TO WITHSTAND A LIVE LOAD OF 300 LBs/SQ.FT (14.4KPa) WITH MAX. DEFLECTION OF 1/240th OF THE SPAN.**
6) **GUARDRAIL IS DESIGNED PER OBC 4.1.5.15 TO WITHSTAND A HORIZONTAL 0.75KN/M OR 1KN AND A VERTICAL 1.5KN/M ON TOP RAIL NON–CONCURRENT.**

BASE PLATE DETAIL

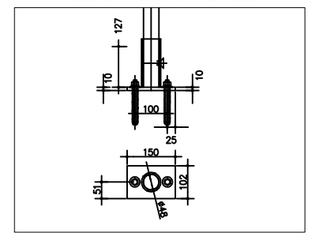

MSU MISSISSAUGA LTD.
PHONE: (905) 823–4340
WATTS: (800) 268–5336
WEBSITE: www.msumississauga.com

#	QTY.	MATERIAL	DESCRIPTION
1	6	ALUMINUM 6061–T6	304x102x9.5x14.3 CHANNEL STRINGER C/W 10MM THK. END PLATE WELDED
2	12	ALUMINUM 6061–T6	PIPE SOCKET BOLTED TO STRINGERS AND ANCHORED TO CONCRETE 3/8" SET SCREW SEE DETAIL
3	7	ALUMINUM 6061–T6	102X102X12mm ANGLE BRACKET
4	AS REQ.	ALUMINUM 6061–T6	1 1/2" SCH. 40 PIPE
5	18	ALUMINUM 6061–T6	GRATING STEP BORDEN B#8 (38X5) C/W END PLATES & CHECKED PL. NOSING
6	11	STAINLESS STEEL 304	5/8 x 6" WEDGE ANCHOR c/w NUT, FLAT & LOCK WASHER
7	72	STAINLESS STEEL 304	3/8"x1" HEX BOLT c/w NUT, FLAT & LOCK WASHER
8	20	STAINLESS STEEL 304	1/2 X 1 3/4" HEX BOLT c/w NUT, FLAT & LOCK WASHER
9	1	ALUMINUM 6061–T6	152X89X9.5X12.7mm CHANNEL
10	1	ALUMINUM 6061–T6	76 X 76 X 6MM ANGLE
11	27	STAINLESS STEEL 304	1/2 X 3 3/4" WEDGE ANCHOR c/w NUT, FLAT & LOCK WASHER
12	2	ALUMINUM 6061–T6	RAILING WALL SOCKETS C/W 2– 3/8 X 3 3/4 WEDGE ANCHORS
13	2	ALUMINUM 6061–T6	BORDEN B8 GRATE (38X5) C/W C/W 5MM BANDING
14	AS REQ.	ALUMINUM 6061–T6	1 1/4" SCH 40 PIPE (42MM O.D)
15	AS REQ.	ALUMINUM 6061–T6	WAGNER RAILING WALL MOUNT BRKT. C/W MOUNTING HARDWARE
16	AS REQ.	ALUMINUM 6061–T6	127X6MM FLAT BAR KICK PLATE WELD TO ITEM #2

THIS DOCUMENT CONTAINS PROPRIETARY INFORMATION AND OTHER RIGHTS WHICH ARE THE SOLE AND EXCLUSIVE PROPERTY OF MSU MISSISSAUGA LTD.

POSESSION OF THIS MATERIAL DOES NOT CONVEY OR TRANSFER ANY RIGHTS THEREIN, AND REPRODUCTION, USE, COPYING OR DISCLOSURE TO OTHERS IS FORBIDDEN WITHOUT THE PRIOR WRITTEN CONSENT OF AN OFFICER OF MSU MISSISSAUGA LTD.

© MSU MISSISSAUGA LTD. – JULY 23RD, 2014

PROJECT: LOCATION PROJECT
CONTRACTOR: CONTRACTOR
ARCH'T/ENG'R: ENGINEER
QTY.: 1 ASSEMBLY
PROJECT NO.: #

TITLE: ALUMINUM STAIR & LANDING

REVISION	NO.	DATE	BY
	1		
	2		

DATE: #/#/#
SCALE: NTS
DWG. BY: SCJ
DWG. NO.: CATA RAIL–1